

# FMC-210-DM Double Action Call Points

www.boschsecurity.com



**BOSCH**

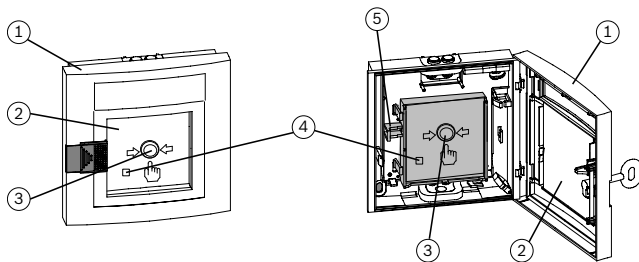
Invented for life



- ▶ Adjustment after alarm triggering
- ▶ Individual identification thanks to automatic or manual detector addressing
- ▶ Indicator LED for alarm or for inspection evaluation
- ▶ Query routines with evaluation and multiple transmission
- ▶ Maintains LSN loop functions in the event of wire interruption or short-circuit thanks to two integrated isolators

The FMC-210-DM Double-action Call Points are used for manual triggering, and can be used in the Local SecurityNetwork LSN and LSN improved. Form H Manual Call Points are designed for outdoor deployment, form G Manual Call Points are designed for indoor deployment.

## Functions



In the event of an alarm, the glass pane (2) is broken first, then the manual call point (3) is pressed hard. This activates the microswitch for alarm triggering and the indicator LED (4) blinks. A mechanism holds the pressed call point down.

The manual call point can be reset with the reset lever (5) or by closing the door of the manual call point (1). The indicator LED (4) goes out.

This does not reset the alarm on the fire panel. Individual call point identification with display of the call point address on the fire panel ensures the quick location of the triggered call point.

## Variants

The designs of the manual call points for outdoor and indoor use are identical. The manual call points for indoor use (form G) are available in red, blue, yellow, and green. The manual call points for outdoor use (form H) are available in red and blue.

Form H manual call points are equipped with an especially resistant PC board layered with parylene.



## Notice

The key must be ordered separately.

## Improved LSN features

The manual call points offer all the features of the improved LSN technology:

- Flexible network structures, including T-tapping without additional elements
- Up to 254 LSN improved elements per loop or stub line
- Automatic or manual detector addressing selectable via rotary switch, in each case with or without auto-detection

- Shielded and unshielded cables can be used
- Cable length up to 3000 m (with LSN 1500 A module)
- Downwards compatibility to existing LSN systems and control panels

### Certifications and approvals

Type Number	Complies with
FMC-210-DM-G-R	EN 54-11:2001/A1:2005, EN 54-17:2005
FMC-210-DM-H-R	EN 54-11:2001/A1:2005, EN 54-17:2005
FMC-210-DM-G-Y	EN 12094-3:2003, EN 54-17:2005

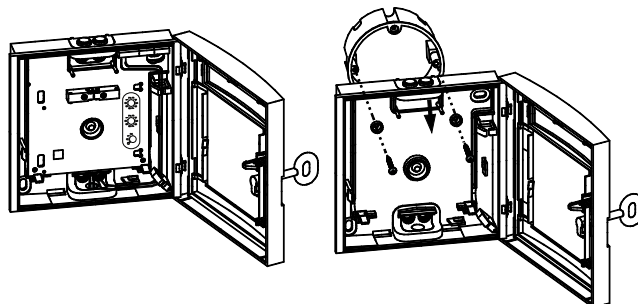
Region	Regulatory compliance/quality marks	
Germany	VdS	G 206098 FMC-210_DM-G-R/-H-R_G206098
	VdS	G 206099 FMC-210_DM-G-Y_G206099
Europe	CE	FMC-210-DM-G-B/-H-B/-SM-G-B
	CE	FMC-210_DM-G-R/-H-R/-SM-G-R
	CE	FMC-210-DM-G-Y / EST-G-B
	CPD	0786-CPD-20293 FMC-210-DM-G/H-R
Poland	CPD	0786-CPD-20244 FMC-210-DM-G-Y
	CNBOP	1505/2013 FMC-210 DM-G-R, FMC-210 DM-H-R
Ukraine	MOE	UA1.016.0070338-11 FMC-210-DM-G-R_FMC-210-DM-H-R_FMC-210-DM-G-R-A
Slovakia	EVPU	SK08-ZSV-0071 FMC-210-DM, FMC-210-EST

### Installation/configuration notes

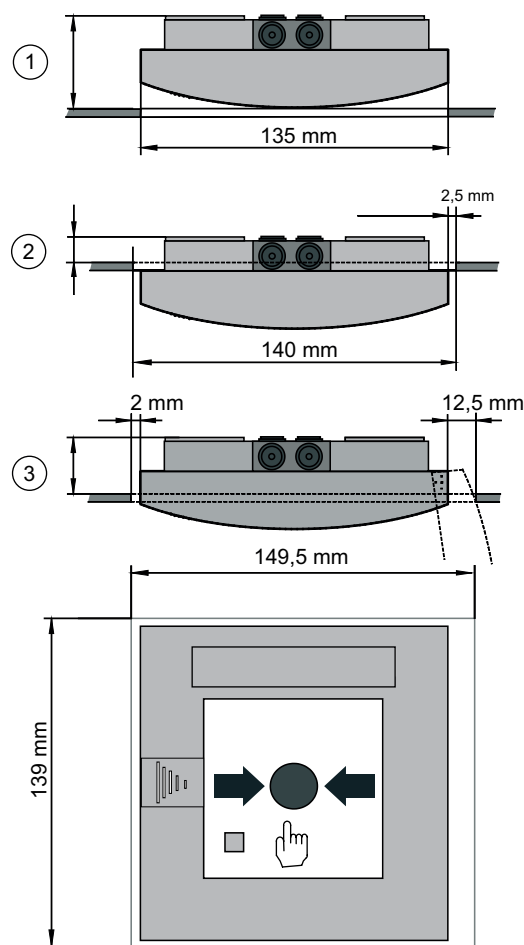
- The device must be mounted visibly along escape and rescue routes (e.g. exits, passageways, stairwells) and be easily accessible.
- An installation height of 1400 mm  $\pm$  200 mm, measured from the middle of the device to the floor, must be maintained.
- The device must be adequately illuminated by sunlight or another light source (including emergency lighting if present).
- The maximum number of LSN elements that may be connected depends on their current consumption from the LSN data line. The limit values should be taken from the product information supplied with the fire panel used.
- Additional norms, guidelines, and planning recommendations with respect to installation location, etc. must be taken into account (see fire detector manual).
- The regulations of the local fire services must be observed.

### Installation

- The cable duct can be surface-mounted or flush-mounted.



- Installation in fire hose cabinets is possible in three ways:



#### Installation depth

1	ca. 40 mm
2	14 mm
3	min. 30 mm

## Technical specifications

### Electrical

Operating voltage (VDC)	24 (15 to 33)
Current consumption (mA)	0.26

### Mechanics

Dimensions W x H x D (mm)	135 x 135 x 40
Housing material	Plastic ASA
Colors	Red RAL 3001 Blue RAL 5005 Yellow RAL 1003 Green close to RAL 6002
Weight (g)	Approx. 235

### Environmental

Degree of protection (IEC 60529) Form H	IP 54
Degree of protection (IEC 60529) Form G	IP 52
FMC-210-DM-G-R	EN 54-11
FMC-210-DM-H-R	EN 54-11
FMC-210-DM-G-Y	EN 12094-3
Operating temperature Form H (°C)	-25 to 70
Operating temperature Form G (°C)	-10 to 55

## Ordering information

### FMC-210-DM-G-B Manual call point indoor, blue

Analog addressable manual call point with glass pane for indoor use, indirect alarm triggering (type B), blue  
Order number **FMC-210-DM-G-B**

### FMC-210-DM-G-GR Manual call point indoor, green

Analog addressable manual call point with glass pane for indoor use, indirect alarm triggering (type B), green  
Order number **FMC-210-DM-G-GR**

### FMC-210-DM-G-R Manual call point indoor, red

Analog addressable manual call point with glass pane for indoor use, indirect alarm triggering (type B), red  
Order number **FMC-210-DM-G-R**

### FMC-210-DM-G-Y Manual call point indoor, yellow

Analog addressable manual call point with glass pane for indoor use, indirect alarm triggering (type B), yellow  
Order number **FMC-210-DM-G-Y**

### FMC-210-DM-H-B Manual call point outdoor, blue

Analog addressable manual call point with glass pane for outdoor use, indirect alarm triggering (type B), blue  
Order number **FMC-210-DM-H-B**

### FMC-210-DM-H-R Manual call point outdoor, red

Analog addressable manual call point with glass pane for outdoor use, indirect alarm triggering (type B), red  
Order number **FMC-210-DM-H-R**

## Accessories

### FMX-FSO-LSN FMX-FSO-LSN foilset operating panel MCP

For the labeling field of manual call points of the series FMC-210, 1 unit = 10 sheets  
Order number **FMX-FSO-LSN**

### FMC-FST-DE Foil set, transparent

For yellow and blue manual call points of the series FMC-120 and FMC-210, 1 unit = 5 sheets  
Order number **FMC-FST-DE**

### FMC-SPGL-DEIL Spare glass

For manual call points of series DM, DKM, SKM, FMC-120 and FMC-210, 1 unit = 5 spare glasses  
Order number **FMC-SPGL-DEIL**

### FMM-KEY-FORM G/H Key for manual call point made of red plastic (ASA)

Order number **FMM-KEY-FORM G/H**

#### Represented by:

**Europe, Middle East, Africa:**  
Bosch Security Systems B.V.  
P.O. Box 80002  
5600 JB Eindhoven, The Netherlands  
Phone: + 31 40 2577 284  
emea.securitysystems@bosch.com  
emea.boschsecurity.com

**Germany:**  
Bosch Sicherheitssysteme GmbH  
Robert-Bosch-Ring 5  
85630 Grasbrunn  
Germany  
www.boschsecurity.com

**North America:**  
Bosch Security Systems, Inc.  
130 Perinton Parkway  
Fairport, New York, 14450, USA  
Phone: +1 800 289 0096  
Fax: +1 585 223 9180  
onlinehelp@us.bosch.com  
www.boschsecurity.us

**Asia-Pacific:**  
Robert Bosch (SEA) Pte Ltd, Security Systems  
11 Bishan Street 21  
Singapore 573943  
Phone: +65 6571 2808  
Fax: +65 6571 2699  
apr.securitysystems@bosch.com  
www.boschsecurity.asia